

National Breast Imaging Academy

a proposed solution to a national workforce crisis




Health Education England

National Breast Imaging Academy Update

- Radiology Fellowships
- Breast Clinicians
- Apprenticeships
- On Line training

Radiology Fellowships

Working group established with BSBR, RCR and numerous training centres to develop

- a) Fellowship Structure
- b) Recruitment process
- c) Assessment process

Progress to date

- 6 fellows appointed 3 from UK and 3 overseas
- Overseas appointments challenging
- MFT has acted as employer with posts seconded to host units
- SLA has been developed for this to include financial and governance processes

Next steps

- Evaluate success of scheme
- Advertise scheme for 2020



The Association of Breast Clinicians



The Royal College of Radiologists

Credential in Breast Disease Management for Breast Clinicians

May 2019

www.rcr.ac.uk



Breast Clinician Credential

- Credential has been developed between the RCR and the ABC supported by the NBIA
- Funding for a pilot of the credential for 10 clinicians over a three year training programme secured
- To date 7 have been appointed and 3 sites still in process of recruiting
- Funding routed from NBIA to host trusts

Breast Clinician Credential

- Trainees will undertake FRCR physics exam in 1st year
- Trainees will have RCR e portfolio, educational and clinical supervisor
- Rest of training will be assessed through workplace based assessment

Year 2	2500 mammos	500 US
--------	-------------	--------

Year 3	5000 mammos	500 US
--------	-------------	--------

Next steps

- Complete recruitment
- Evaluate pilot

Mammography Associate Apprenticeship

- 2017 Trailblazer group set up
- 2018 Apprenticeship Standards approved
- Jan 2019 St George's
- April 2019 Jarvis
- Sept 2019 Manchester
- To date approx 30 are in training but another 40 have expressed interest or are registered for upcoming courses
- Employers can apply for 9K per apprentice in addition to the apprenticeship levy

Mammography Associate Apprenticeship Pilot

- 4 sites have been identified
- Pilot started 1st Nov and runs for 4 months
- Screening on static sites
- Will exclude implants and pacemakers
- Monitored on no of phone calls and TRs
- Evaluation to continue throughout the pilot

Next Steps

- Evaluate pilot project
- Look to develop a level 5 apprenticeship
- Continue to explore continue to practice pathways

Academy Online



- Online learning hub developed by and for the breast imaging community
- Two main components
 - new e-LfH programme in breast imaging
 - national breast imaging case archive

NBIA e-LfH programme



- Around 200 interactive e-learning sessions on wide range of breast imaging topics
- Relevant aspects of pathology, surgery, nursing, oncology and risk prevention
- Builds on existing R-ITI and e-IRI content

Content

- Wide range of topics
- Illustrations, animations, audio and video
- High-quality images with zoom/pan function
- Interactive and engaging sessions
- Referenced – links to abstract/article
- Self-assessment

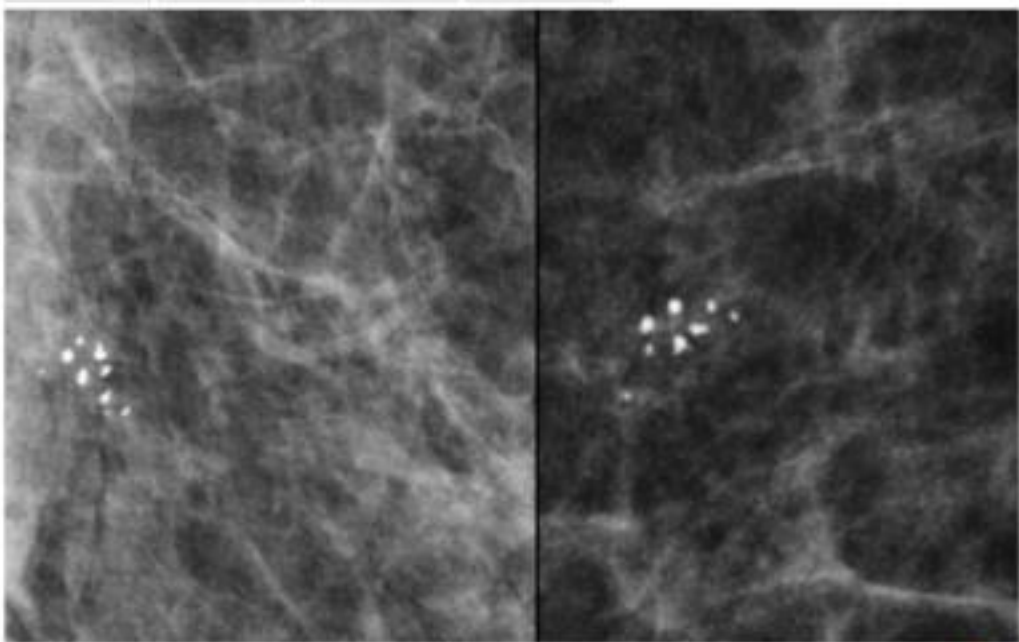
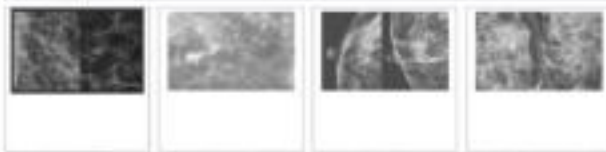
Would you recall these patients with microcalcification?

Select the correct option for each patient below, then submit answers.

	Yes	No
Patient 1	<input type="radio"/>	<input type="radio"/>
Patient 2	<input type="radio"/>	<input type="radio"/>
Patient 3	<input type="radio"/>	<input type="radio"/>
Patient 4	<input type="radio"/>	<input type="radio"/>

Submit

Gallery



Patient 1 57-year-old woman, incident screen, new calcification

Zoom

[Introduction](#)[Example 1](#)[Example 2](#)[Example 3](#)**Clinical details**

45 year-old, 4 week history of left nipple discharge. Unremarkable clinical examination. P2.

Question: How might you report these findings?

Select [here](#) for the answer.

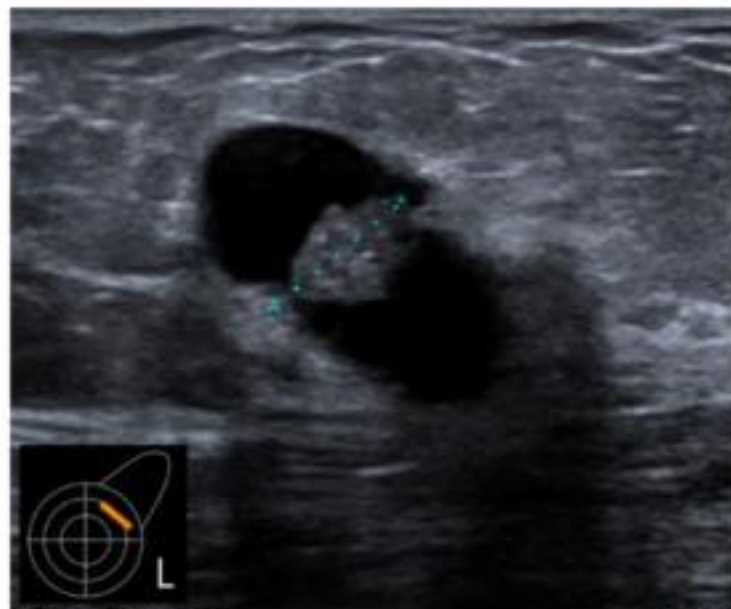


Fig 1 Key imaging finding

[Zoom](#)

National Case Archive

- Working with Scientific Computing at Royal Surrey County Hospital to develop validated case archive
- Web based – able to view on work or home computers
- Interactive

Launch

- Evaluation phase from Autumn 2019
 - Access to small group of trainees and qualified staff
 - Road test and evaluate new resources
- Formal launch in Autumn 2020

Summary

- Collaborative Project – without engagement from the breast imaging community we would not have made anything like this progress.
- Please get in touch

breastacademy@mft.nhs.uk

www.nationalbreastimagingacademy.org